


# AL 06-A

Aluminum profile for installation of the second level

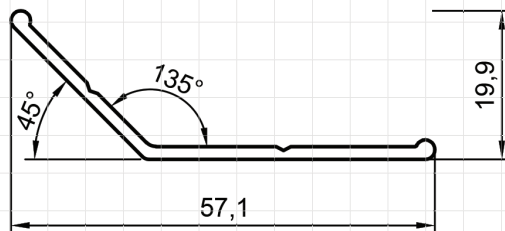
## OBJECTS DONE WITH THIS PROFILE



Pärnu Kaubamajakas mall

Estonia / Pärnu Installer: Vecta Design

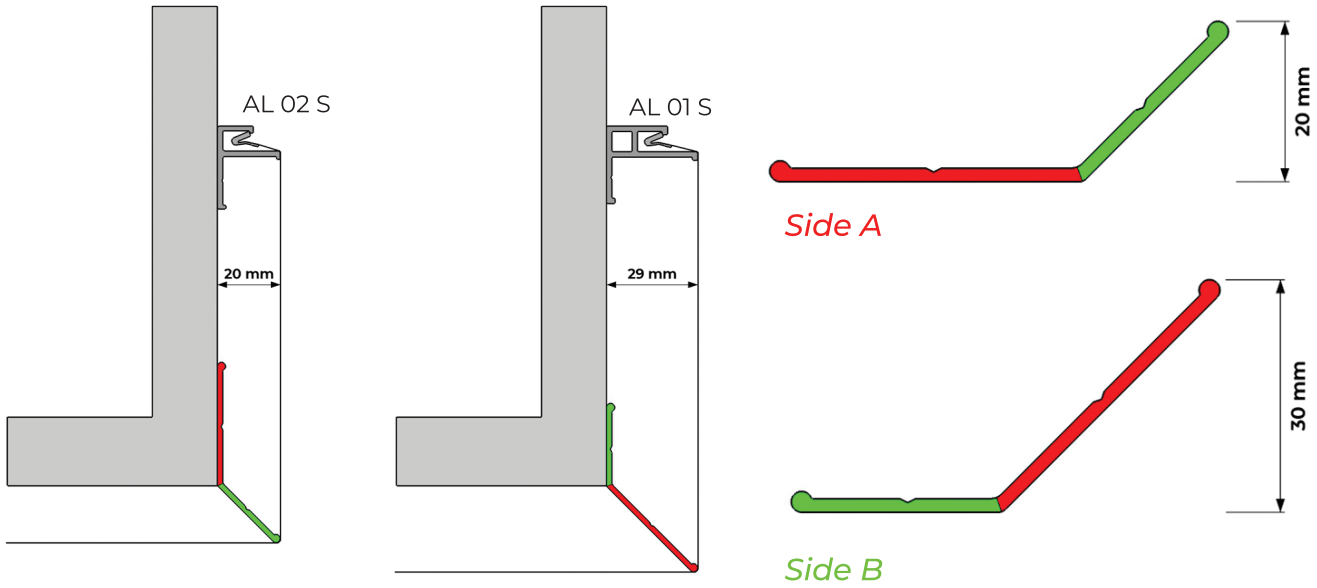
## PROFILE REAL-SIZE DIMENSIONS



## DESCRIPTION

In order to create multi-level ceiling surfaces, without any remarkable height loss, or rectilinear 3D shapes and to cover different parts of the ceiling with stretch ceiling material, we recommend using this profile. The profile is easily connected with other basic line profiles AL01, AL02, AL03, AL05, AL07 and AL11. The installation on the surface of the base ceiling or walls is an easy and effortless process.

USING OF PROFILE



- Stretch ceilings connection with profiles AL 05, AL 06A, AL 03 and AL 01S



- Stretch ceiling connection with profiles AL 05 and AL 06A