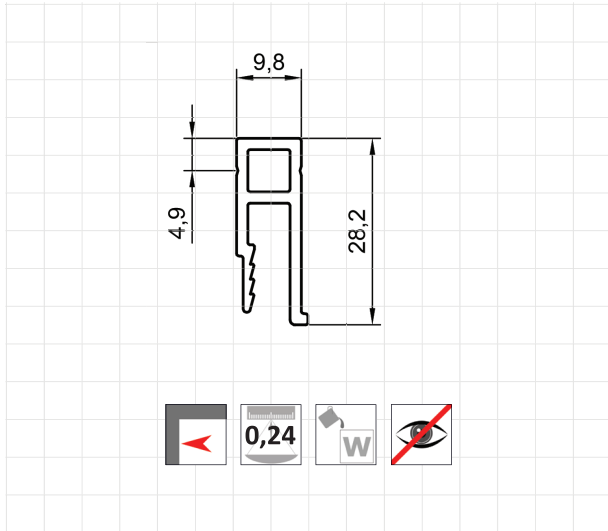




PC 01

PVC wall profile used with decoration strip

PROFILE REAL-SIZE DIMENSIONS



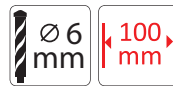

DESCRIPTION

Profile is used with decoration strip for installing stretch ceilings only to the wall. Recommended area for installation of the stretch ceiling with this profile is up to 20-25 m². Suitable for fastening to the curved horizontal constructions. Using the decoration strip highlights the defects and irregularities of the wall.


By using PVC profiles the stretch ceilings can not be reinstalled unlike with aluminum profiles. PVC profile can bend by opening the stretch ceilings harpoon lock and the PVC profile should be replaced after opening the stretch ceiling. By using aluminum profiles the stretch ceilings can be opened and reinstalled by stretch ceilings installers as many times as needed.



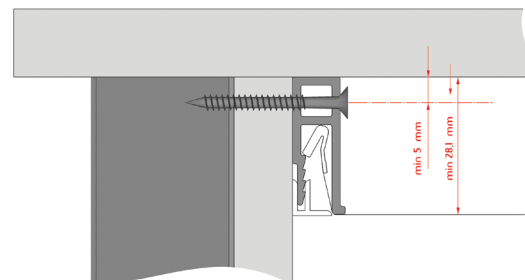
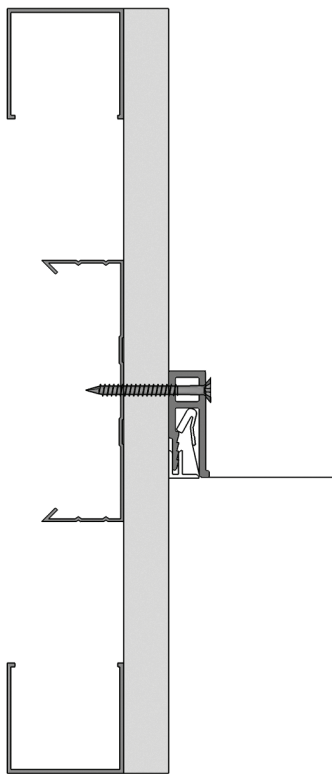
Fastening the profile to the solid surface (concrete)



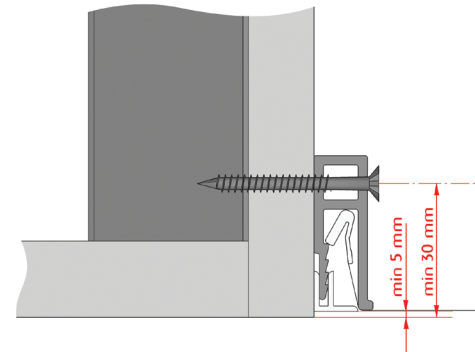
Fastening the profile to the soft surface (plasterboard)



FASTENING THE PROFILE TO THE METAL FRAMEWORK AND PLASTERBOARD

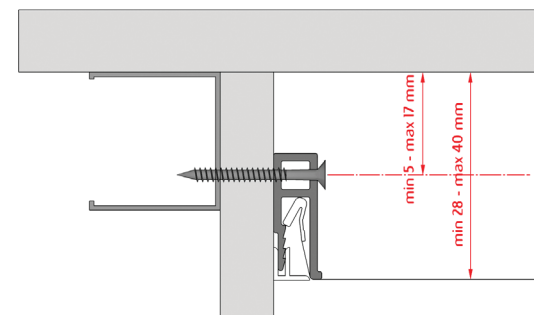


Cross-section of fastening the profile



In case of fixing the profile to the edge, the height of the decoration strip should be considered. Minimal space between the edge and the axle of fixation – 30 mm

Installation to the hollow plasterboard construction without reinforcement



Cross-section of fastening the profile