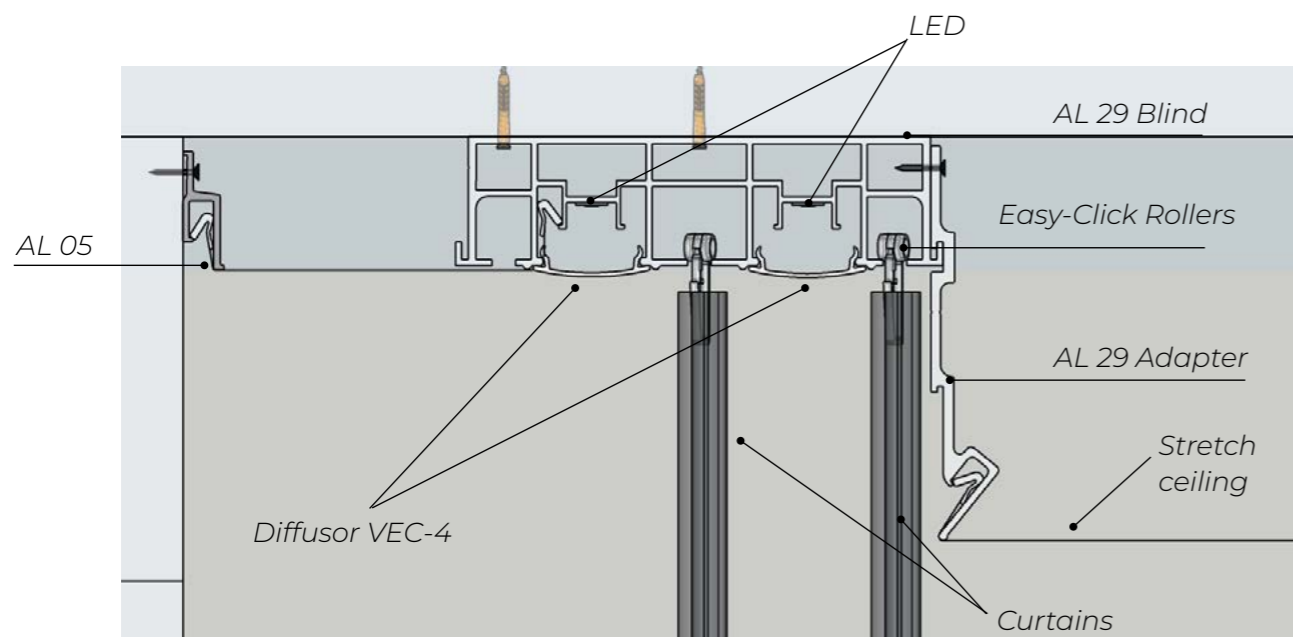


MOUNTING TO THE CEILING


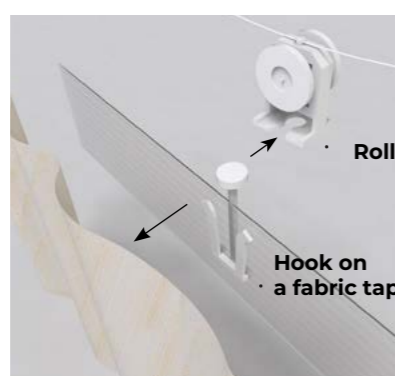


ROLLERS EASY-CLICK for curtains



Hanging curtains has never been easier! For this purpose we use the **Rollers Easy-click** system. The system consists of two parts - a tape with hooks, which is pre-stitched to the main curtain fabric, and a chain of rollers, which are fixed in the profile.

- The rollers are at an equal distance (6 cm), which makes the curtain line tidy
- The hooks snap into the rollers, making it easy to hang the curtains and just as easy to unhook them.
- The rollers have special movable wheels, which makes the curtains glide smoothly.



- **Curtain assembly**
- Tape with hooks must be stitched to the curtain

- **Set of curtain rollers**

The new version of AL 29 Blind profile is the ideal solution for creating concealed curtain rails, curtain and tulle hangings and for hanging pictures around the perimeter of a room, for example. The shape of the profile also allows the placement of internal lighting, making it an additional source of decorative lighting. The additional AL29 Adapter allows you to create a 7 cm recessed niche, hidden from view, which allows you to create particularly beautiful and clear lines in the interior. Both AL 29 Blind and AL 29 Adapter are available in two colors - Black Anodised RAL 9005 and White RAL 9010.

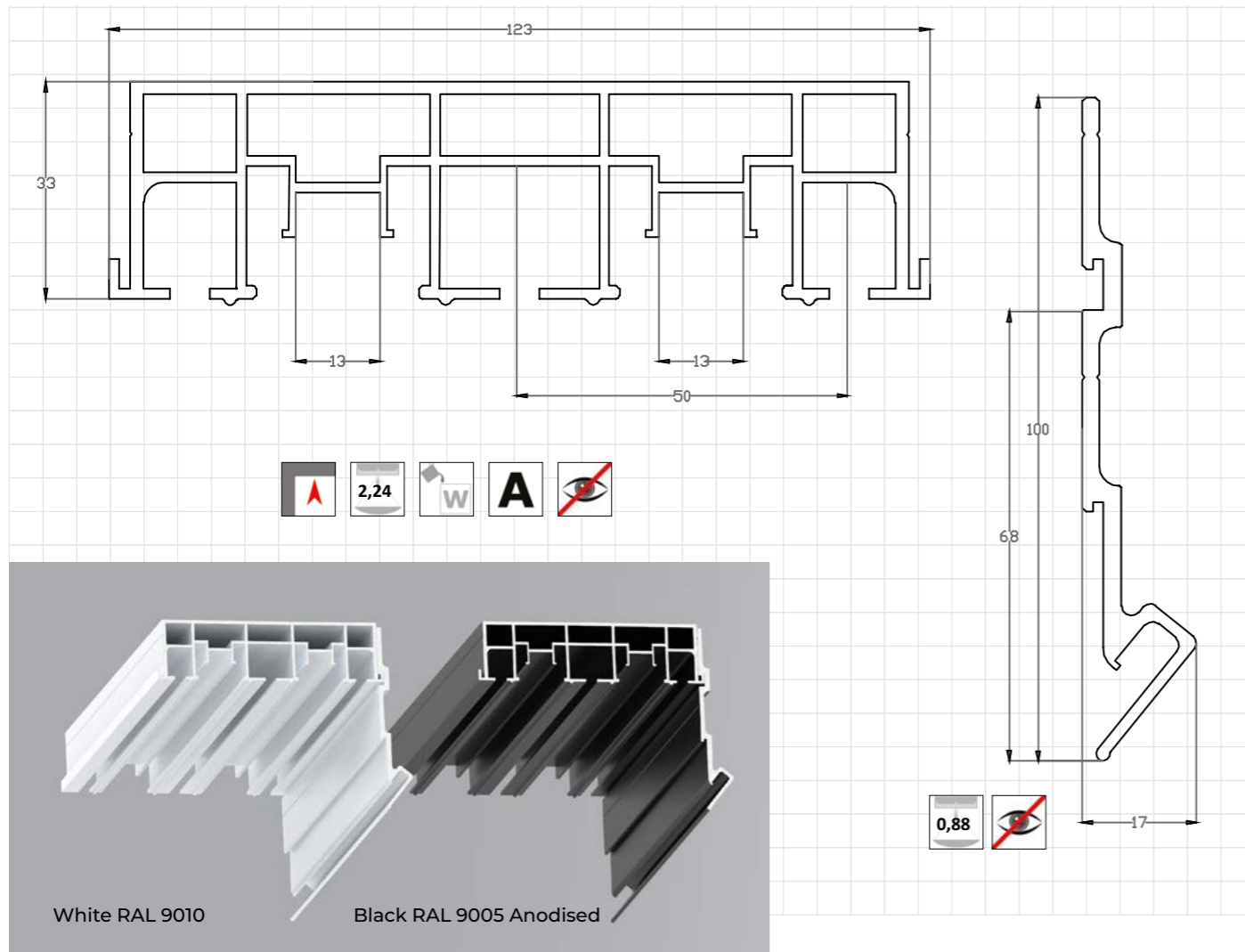
MAIN FEATURES

Our updated cornice system consists of the new AL 29 BLIND profile and AL 29 Adapter and combines several possibilities:



- 5 options for creating a niche for curtains
- the additional wall AL 29 Adapter is used to create a recessed niche with a depth of 7 cm, creating a clear, even construction line
- if used without AL 29 Adapter, the curtain rod will be positioned in the same plane as the stretch ceiling.
- new easy-click curtain fastening system for easy installation and removal of curtains and drapes
- easy sliding of the curtains in the profile due to the special roller construction.
- 2 rails for mounting LED lighting, VEC 4 is used as diffuser
- 5 cm distance between the curtain guides, which is enough to prevent the curtain and drape from catching each other.

PROFILE REAL-SIZE DIMENSIONS



White RAL 9010

Black RAL 9005 Anodised

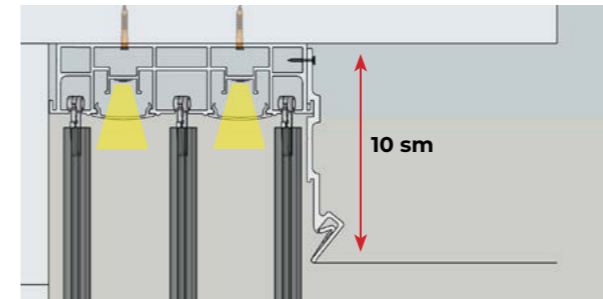
DESCRIPTION

We have revised the previous version of the profile and made a number of improvements. The profile has become wider by adding an additional line of illumination, the width between the guides for curtains is now 5 cm, the curtains do not touch each other and do not pull the curtain. The guides for the LED strips have become deeper, which makes the light homogeneous without shadows when using the VEC 4 diffuser.

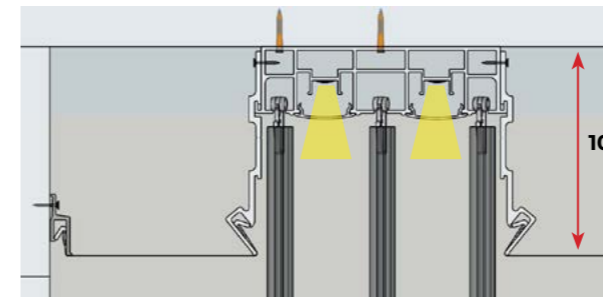
The addition of an additional adapter now makes it possible to make a recessed recess in the place where the curtains are fixed, which allows to create more aesthetically pleasing simple straight lines. The adapter is rigid and resistant to bending, it does not deform when installed under the pressure of the tension cloth, the lines in the interior remain smooth and clear. It has 2 special protrusions for fixing to the main profile at different levels, which allows for different niche depths of 7 and 5 cm.

AL-29 Blind is painted into two colors - white RAL 9010 and Black Anodised RAL 9005, black profile is protected against the corrosion and can be installed in places with high humidity. As a light source, we recommend using LED strips from our pricelist. The LEDs, the diffuser VEC-4 and the Rollers Easy-Click for hanging the curtains are to be ordered separately.

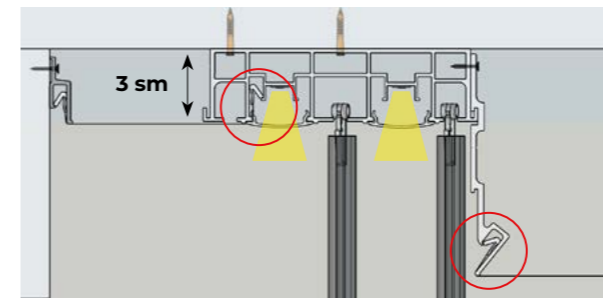
POSSIBILITIES OF USING



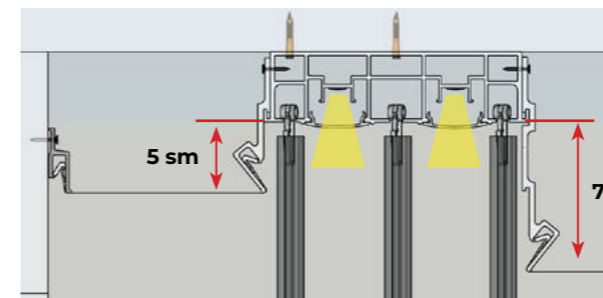
- Construction is mounted close to the wall**
 - 3 "rails" for curtains.
 - AL 29 Blind used with AL 29 Adapter, ceiling fixed in AL 29 Adapter
 - Height loss - 10 cm from base ceiling



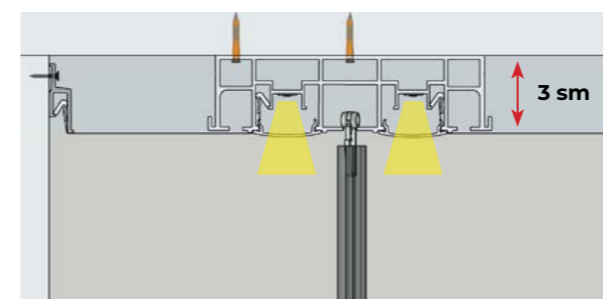
- Space between the wall and curtains.**
 - 3 "rails" for curtains
 - Creates a niche without deepening effect
 - AL 29 Adapters on both sides
 - Height loss - 10 cm from base ceiling



- Space between the wall and curtains**
 - 2 "rails" for curtains
 - Different level of stretch ceiling
 - Used with AL 29 Adapter and basic profile AL 05, ceiling fixed to AL 29 Blind on the left and to AL 29 Adapter on the right
 - Height loss - 3 and 10 cm from base ceiling



- Space between the wall and curtains
 - 3 "rails" for curtains
 - Different level of stretch ceiling
 - AL 29 Adapters on both sides, ceiling attached to them.
 - Adapter is shortened on one side**
 - Niche depth - 5 and 7 cm



- Minimum height loss**, only 3 cm from base ceiling
 - Space between the wall and curtains
 - Construction is without deepening effect, curtain rails and light line is visible
 - Only 1 "rail" for curtains
 - Without adapter, ceiling attached to AL 29 Blind